

# FUNSkills



## Home Booklet

2

### Skills fun at home

Reading	2
Listening	8
Writing	12
Speaking	20

### Stories

A rainbow visit	24
Zoom the superhero!	25
What Bobbie likes	26
Nedda and the alien	27
Piper's favourite food	28
Detective Leon wants a new home!	29
Frankie's new bag	30


Object cards	31
--------------	----

Montse Watkin

© Cambridge University Press 2020



# Reading



Alice

Mark

Ben

May

Kim

Hi. I'm Mark and this is my young brother.

I'm May. I'm on my bike in front of my sister.

Hello. I'm Alice. I'm a grandmother with my family.

My name's Ben. I'm in between my two sisters.

Hi there. Who am I?

Read and look. Match the names to the people in the photos.

## Fun boost



How many girls' names can you write in one minute?

How many boys' names can you write in one minute?

Ask your family to time you.

Maria, Sofia, \_\_\_\_\_

Paolo, Danny, \_\_\_\_\_





# Reading

Look at the code. Write the four presents the children are taking to the party. Colour the objects in the balloon.



I've got some purple



1 \_ \_ \_ \_ \_



I've got a red



2 \_ \_ \_ \_ \_



I'm taking some pink



3 \_ \_ \_ \_ \_



I'm taking some yellow



4 \_ \_ \_ \_ \_



## Fun boost



Look at the letters again. Draw the code for:

Example

a fruit



2

a part of the body



1 a colour



3

a number






# Reading

1 Complete the crossword.

1



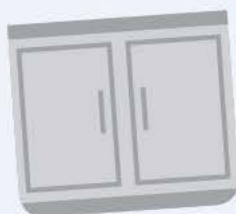
2



3



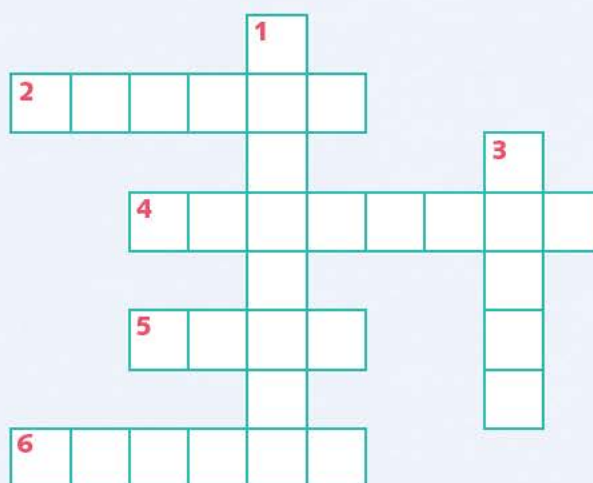
4



5



6



2 Look and read. Put a tick (✓) or a cross (✗) in the box.

1 This has got a keyboard.

☐

4 This is for your clothes.

☐

2 These live in your garden.

☐

5 This swims in the sea.

☐

3 These have got leaves.

☐

6 This has got eight legs.

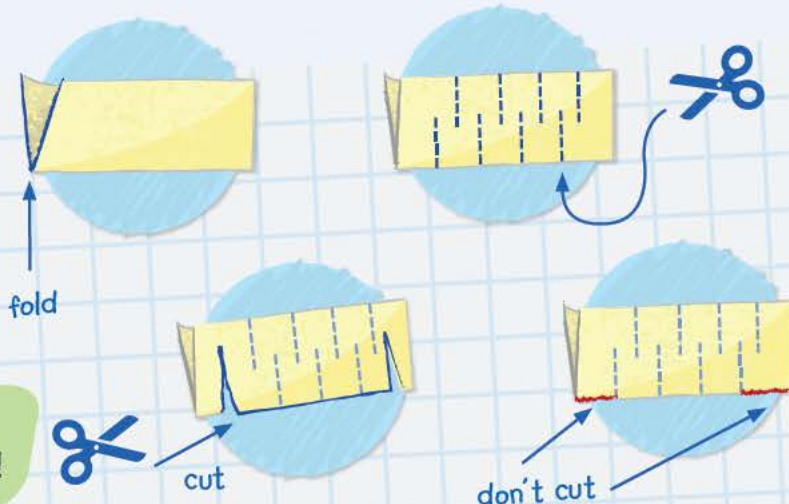
☐

## Fun boost

Learn a magic trick to surprise your friends!



Be careful with scissors!



1 Fold a big piece of paper.

2 Cut lines on two sides.

3 Cut along the folded edge. Don't cut the two folded ends.

4 Open your paper. Walk through it!



# Reading

Look at the picture.  
Read and draw lines  
to answer yes or no.



**Example** The monkey is happy.

- 1 Two ducks are swimming on the water.
- 2 Two dogs are running and playing.
- 3 There are three children in the park.
- 4 A boy is flying a kite.
- 5 Two girls are skateboarding.



## Fun boost

**Design your own park!**

- 1 Decorate your box.
- 2 Make some paper or playdough children or animals.
- 3 Put them in your box.
- 4 Talk about your park.





# Reading

Read. Write the correct words below.

Giraffes live in Africa. They have a very long neck and four long legs. This helps them to eat the leaves of tall trees. Giraffes don't drink water every day. They get water from the leaves they eat.

You can see giraffes and zebras living together. But giraffes don't like lions or crocodiles!

## Giraffes

place \_\_\_\_\_

body long neck and long \_\_\_\_\_

food leaves from \_\_\_\_\_

drink \_\_\_\_\_

who they like ... \_\_\_\_\_

who they don't like ... \_\_\_\_\_ and \_\_\_\_\_


## Fun boost

Make a giraffe!

1 Draw the parts of the giraffe on cardboard.

2 Cut out.  
(Be careful with scissors.)

3 Put it together!





# Reading

Read the story. Write the missing words.



Monkey has a surprise for his three friends.

Monkey says, 'Come with me!'

But Elephant says, 'I can't, I'm having my **1** \_\_\_\_\_!'

Giraffe says, 'Not now, I'm having my **2** \_\_\_\_\_.'

Tiger says, 'Shh, I'm sleeping in my **3** \_\_\_\_\_!'

Monkey is sad, but he climbs a **4** \_\_\_\_\_ and ...  
flies across the jungle!

Now Monkey's **5** \_\_\_\_\_ want to fly across the jungle too.

But it's night time.

Monkey says, 'It's OK! We can all go in the morning!'

Everyone is happy!

Weeee, this is fun!



## Fun boost

Look at the funny animal!  
What can you see?

This animal has got an elephant's  
nose and ... \_\_\_\_\_

---



---



---



Invent and draw your  
own funny animal!



# Listening

02 Who are Nedda's friends? Listen and write the names.



1

Name: \_\_\_\_\_

2

Name: \_\_\_\_\_

3

Name: \_\_\_\_\_

4

Name: \_\_\_\_\_

## Fun boost

Write an acrostic poem.

- 1 Write your name.
- 2 Use the letters to write things you like.
- 3 Now write a poem with your name!

I like ...

**Trains**  
**Oranges**  
**Music**

I like ...


**Sweets**  
**Apples**  
**Robots**  
**Animals**



# Listening

- 1 **03** Listen and write the numbers.



- 2 Draw the missing dots.  Now circle the winner, A or B.

1 **A**  +  =

**B**  +  =

2 **A**  +  =

**B**  +  =

3 **A**  +  =

**B**  +  =

## Fun boost

Do the number quiz! Find the answers.

What **3** countries begin with C?

Has a bee got **2** wings or **4** wings?

Are there **7** or **8** colours in a rainbow?

Have you got **20** teeth?

What **2** animals have **8** legs?

What **5** sports have a ball?

In the supermarket, you can buy boxes of **?** eggs or **12** eggs.

What is the word for '**100**' in English?



# Listening

**04** Look at the pictures.  
Listen and tick (✓) the box.

**1** Where does Mark live?



A ☐

B ☐

C ☐

**3** What is Mark's present from his parents?



A ☐

B ☐

C ☐

**2** What does Grace eat at the party?



A ☐

B ☐

C ☐

**4** Where do the children play?



A ☐

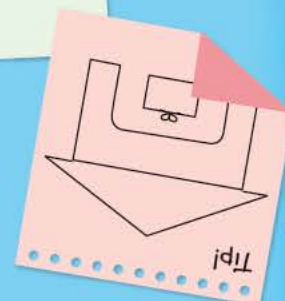
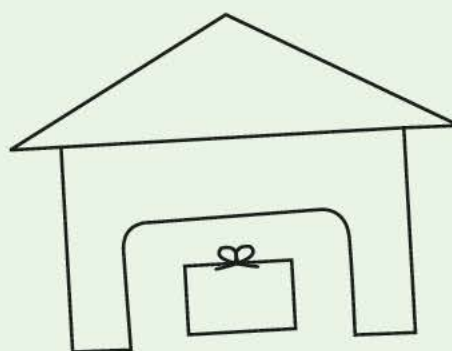
B ☐

C ☐

## Fun boost

Do this party trick with  
your friends and family!

Copy  
the picture  
keeping your  
pencil on the  
paper – don't  
take it off!





# Listening



05

**05** Look at the park. Listen and colour.



## Fun boost

## Make magic milk!

- 1 Add milk to a dish.
- 2 Add food colouring.
- 3 Add washing-up liquid on a cotton bud.
- 4 Watch the magic!





# Writing

Read the clues. Look at the paintings. Write the words.

- 1 You can ride in this (painting 2).

\_\_\_\_\_  
(o t a b)

- 2 A man is playing this (painting 3).

\_\_\_\_\_  
(t a r i g u)

- 3 This is behind the table and chair (painting 1).

\_\_\_\_\_  
(o d w w n i)

- 4 This is big and brown (painting 4).

\_\_\_\_\_  
(e t r e)

- 5 This is red and in a woman's hair (painting 3).

\_\_\_\_\_  
(w e r o l f)

- 6 This is next to the sea (painting 2).

\_\_\_\_\_  
(e b c a h)



## Fun boost

Look at the painting. Count and write the number. I can see ...


\_\_\_\_\_ heads. \_\_\_\_\_ feet.

\_\_\_\_\_ hands. \_\_\_\_\_ bodies.



# Writing

Look at the pictures and letters.  
Read and write the words.



One arm is a \_ \_ \_ \_ \_ .

One leg is an \_ \_ \_ \_ \_ .

Three arms are \_ \_ \_ \_ \_ . Two legs are \_ \_ \_ \_ \_ .

One head is a \_ \_ \_ \_ \_ . The hair is \_ \_ \_ \_ \_ .

One body is a \_ \_ \_ \_ \_ . One nose is a \_ \_ \_ \_ \_ .

## Fun boost

**Make a vegetable print picture.**

- 1 Take a hard fruit or vegetable, like a potato.
- 2 Cut the fruit or vegetable in half.
- 3 Cut a nice shape like a heart, flower or face.
- 4 Paint one half.
- 5 Print on paper.





# Writing

- 1 Find and circle eight words. Write them beside the correct double letters.



ee    s h e e p

oo    \_\_\_\_\_

dd    \_\_\_\_\_

ll    \_\_\_\_\_

nn    \_\_\_\_\_

pp    \_\_\_\_\_

rr    \_\_\_\_\_

ss    \_\_\_\_\_

- 2 Look at the double letters above. Write more words like this.

## Fun boost

Label things in your house!



bookcase

bed

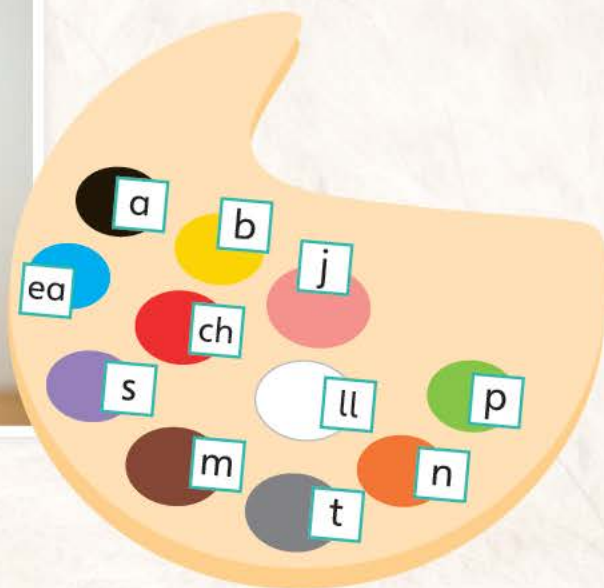
monkey

floor





# Writing



Use the code. Write the words.

**I like ...**

playing on the \_ \_ \_ \_ .

wearing \_ \_ \_ \_ .

swimming in the \_ \_ \_ \_ .

eating \_ \_ \_ \_ \_ .


**I don't like ...**

eating \_ \_ \_ \_ .

## Fun boost

Circle nine action words.  
Then mime them for  
your family!

Now make your own  
circle of words!





# Writing



Luke



Cara



Finn



Molly


**Look and read. Write yes or no.**

- 1 Finn is on the floor. \_\_\_\_\_
- 2 There is a door behind Luke. \_\_\_\_\_
- 3 Molly is in the bathroom. \_\_\_\_\_
- 4 Cara is putting things on the table. \_\_\_\_\_
- 5 Finn is reading a book. \_\_\_\_\_
- 6 Luke is cleaning. \_\_\_\_\_

## Fun boost

**Make a fun bookmark!**

- 1 Cut, fold and glue.
- 2 Make a funny face.
- 3 Put it on a page in your book.





# Writing

## 1 Put the words in order and complete the questions.

1 you / glasses / wearing

Are \_\_\_\_\_ ?

2 school bag / got / you / a / blue

Have \_\_\_\_\_ ?

4 a / you / flat / live / in

Do \_\_\_\_\_ ?

3 swim / you

Can \_\_\_\_\_ ?

5 food / your / pineapple / favourite

Is \_\_\_\_\_ ?



## 2 Colour and match the answers.



No, it isn't.

Yes, I can.

Yes, I do.

No, I'm not.

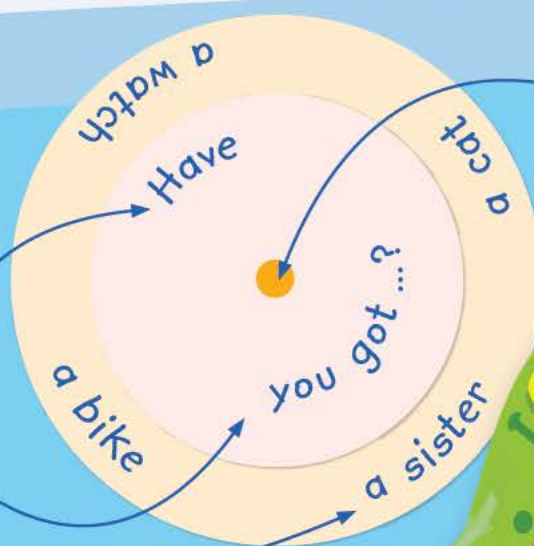
No, I haven't.

## Fun boost

### Make a question wheel!

- 1 Cut out one big and one small circle.
- 2 Put them together.
- 3 Write *Have you got ...?*
- 4 Write names of people, pets or things.

### Ask your questions!





# Writing



Look at the picture. Answer the questions.

- 1 Where is the woman?  
on the \_\_\_\_\_
- 2 What has the man got  
in his hand?  
a \_\_\_\_\_
- 3 How many children are  
there?  
\_\_\_\_\_
- 4 What pet have the family got?  
\_\_\_\_\_
- 5 Where is the girl sitting?  
on the \_\_\_\_\_
- 6 Who is singing?  
the \_\_\_\_\_

## Fun boost

Look. Circle seven things that are different!






# Writing



Cara's bedroom



Finn's bedroom



Molly's bedroom

Look at the bedrooms. Answer the questions.

- 1 What is behind the toy box?  
a \_\_\_\_\_
- 2 How many robots are there?  
\_\_\_\_\_
- 3 What animal is on the computer and the table?  
a \_\_\_\_\_
- 4 What is between the shoes?  
a \_\_\_\_\_
- 5 Who plays the guitar?  
\_\_\_\_\_
- 6 Where are the shirts?  
in the \_\_\_\_\_

## Fun boost

Make an egg head!



- 1 Eat an egg.
- 2 Put cotton wool in the shell.
- 3 Add seeds and a little water.
- 4 Draw a face.
- 5 Put it next to your bedroom window.
- 6 Watch the hair grow!



mustard seeds



cotton wool



# Speaking

Picture A



1 Look. Find these things in Picture A. Tick (✓) the box.



Picture B



2 06 Then listen and move the things to Picture B. Draw lines.

3 Now tell your family where the things are.

## Fun boost

Read and say the sentences. What is it? Investigate!



It's a big, grey fish with lots of teeth.

It's a tall bird with long legs. It doesn't fly.

It's a small animal that lives in a shell.

It's a place where lions and giraffes live.

It's a house you make on the beach with sand.

It's a boat that goes under the sea.





# Speaking



1 **07** Look. Listen and point.

2 **07** Listen again. Make a list of the things you point to. Tell your family.

baby \_\_\_\_\_

\_\_\_\_\_

\_\_\_\_\_

\_\_\_\_\_

\_\_\_\_\_


\_\_\_\_\_

This is a ...

## Fun boost

Do a birthday-present crossword!

Now stand in your bedroom. Call out the names of all the toys you see.





# Speaking

1 Look at the pictures 1–5 and answer the questions. Then cut out the cards on page 31.

1 What's this? a \_\_\_\_\_


2 What's this? a \_\_\_\_\_

3 What's this? a \_\_\_\_\_ castle

4 What's this? a \_\_\_\_\_

5 What's this? a \_\_\_\_\_



2  Listen and put your cards on the photos.

## Fun boost

Which one is different?  
Say the name and circle it!

train

skateboard

car

sand

beach

sea

bus

plane

window

sofa

chair

bed

ruler


crayon

rubber

bag



# Speaking

- 1  Listen and look at your object cards. Now listen and answer the questions.



- 2 Ask your family some questions.

## Fun boost

Find and count the objects.  
Write the number.

- ☒ 2 burgers
- ☐ crayons
- ☐ crocodiles
- ☐ giraffes
- ☐ hippos
- ☐ horses
- ☐ ice creams
- ☐ lemonades
- ☐ lizards
- ☐ pears



Now cover the picture. Say the number of things you remember.



# A rainbow visit



10 I don't like walking or riding a bike.  
I like flying!

I fly to the park and I fly to school.

Today I'm flying to see my friend Bobbie.

He lives next to a rainbow.

I love visiting him. He eats silly, fun food.

Look! Rainbow cake and rainbow fruit!  
Fun-tastic!



**What fruit can you see in  
Jesse's rainbow? Write a list.**





# Zoom the superhero!



11 A girl sends Zoom a message from her phone.

'Help us. A scary pirate is near our school.'

Zoom the superhero flies to the pirate ship.

The pirate is sad and says, 'People think I'm scary!'


Zoom says, 'Let's visit the school and talk about your sea stories.'

The children love the funny stories.

The pirate is happy.



Draw a sea monster for one of the pirate's stories.





# What Bobbie likes



12 I'm Bob**bb**ie and my favourite colours are green and yellow.

I eat pinea**pp**les. I don't eat mangoes.

I have eggs for breakfast, but not bread.

I like bees and trees, but not spiders or flowers.

I play tennis, but not badminton.

Do you know why I like these things?

Look at my name!

Write three more things Bobbie likes.



Three horizontal lines for writing inside a speech bubble shape.



# Nedda and the alien



13 Nedda's best friend on the moon is an alien. His name is Zak. He has a green head and body.

He doesn't walk; he flies on his skateboard.

He doesn't speak English; he speaks *Moonglish*!

Nedda is learning *Moonglish*.

Zak is a good teacher. He paints lots of pictures to help her!



Hello = \_\_\_\_\_

Hello = \_\_\_\_\_

Write the word *hello* in two different languages.



# Piper's favourite food



14

Some bats eat fruit ...

... and some bats eat insects.

But Piper eats cake!

He loves chocolate cake,  
ice-cream cake, strawberry  
cake and birthday cake.



Urgh!



Urgh!



Mmm ...



Where's the cake?

**Draw a cake for Piper!**





# Detective Leon wants a new home!



15

Welcome to my house. It's in a tree!

It's fantastic and cool. You can see lots of things.

But ...

... it's cold at night.

And ...

... monkeys eat my food.

And ...

... bats fly in my bedroom. I can't sleep!

But ...

... I'm a detective and now I'm looking for a new home!



**Leon**



A very special detective.

I can find anything!

My phone number is

**111 7793**



**Draw a cool garden for this house.**





# Frankie's new bag



16

Frankie loves bags!

She has got a handbag,  
a beach bag and a school bag.

One day in the park, Frankie sees a girl.  
She is throwing rubbish on the grass.  
Frankie is sad, but she has an idea.

Now she has a rubbish bag, too  
... and a new helper!



What rubbish goes  
in these bins?  
Draw one thing in  
each bin.





# Object cards

